




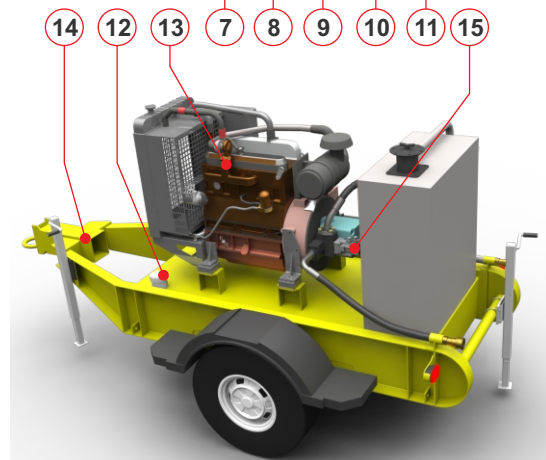
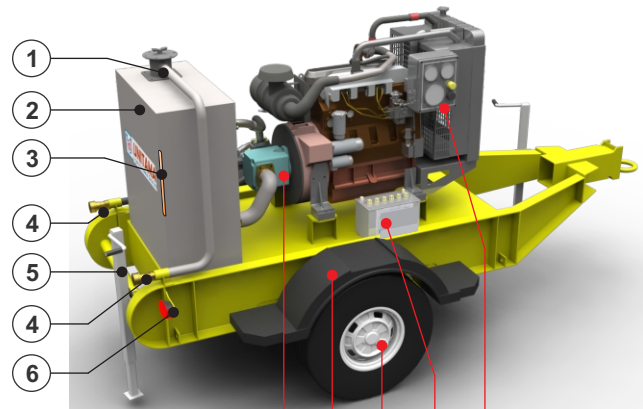
HYDRAULIC POWER UNIT

| DRIVE MODEL NUMBER | GENERAL INFORMATION | | | | | | | | |
|--------------------|---------------------|---------------------|-------|------|------|--|-----------|------------|--|
| | WATER PUMP | HYDRAULIC RESERVOIR | | FLOW | | HOSE CONNECTION <i>working pressure at 2700 psi (286 bar)</i> | | | DIESEL ENGINE <i>Minimal (HP)</i> |
| | | GAL | LITER | GPM | LPM | SUPPLY | RETURN | CASE DRAIN | |
| HPU-P.0090 | 12" | 63 | 240 | 24 | 90 | 3/4" | 3/4" | 0.50 | 25 |
| HPU-P.0170 | 16" | 76 | 288 | 45 | 170 | 1" | 1" | 0.50 | 45 |
| HPU-P.0260 | 20" | 89 | 336 | 69 | 260 | 1 1/4" | 1 1/4" | 0.75 | 70 |
| HPU-P.0370 | 24" | 101 | 384 | 98 | 370 | 1 1/2" | 1 1/2" | 0.75 | 90 |
| HPU-P.0680 | 30" | 178 | 672 | 180 | 680 | 2" | 2" | 0.75 | 220 |
| HPU-P.1020 | 36" | 228 | 864 | 269 | 1020 | 2"+1 1/2" | 2"+1 1/2" | 0.75 | 340 |
| HPU-P.1360 | 42" | 257 | 972 | 359 | 1360 | 2"+ 2" | 2"+ 2" | 0.75 | 460 |
| HPU-P.1700 | 48" | 285 | 1080 | 449 | 1700 | 2"+ 2" | 2"+ 2" | 0.75 | 580 |

* Available in Diesel Engine / Electric Motor

Components:

1. Oil Filter
2. Oil Reservoir / Heat Exchanger
3. Hydraulic Oil Level Switch Gauge
4. Quick Couplers
5. Trailer Jack stand
6. Trailer Tail Light
7. Hydraulic Pump
8. Fender
9. Tire axle
10. Battery
11. Control System
 - a. Suction Strainer Vacuum Gauge
 - b. Hydraulic System Pressure Gauge
 - c. Oil Temperature Gauge
 - d. Failure Reset
 - e. System Loading Valve
12. Day Tank
13. **POWER SOURCE* (DIESEL ENGINE / ELECTRIC MOTOR)**
14. Heavy Duty Skid Frame Trailer
15. Pressure Relief Valve



* Available in Heavy Duty Skid / Trailer Mounted